

Celebrating Clinical Medical Research

Claire Pomeroy, M.D., M.B.A.
President, Lasker Foundation

Clinical Research Forum

May 11, 2026

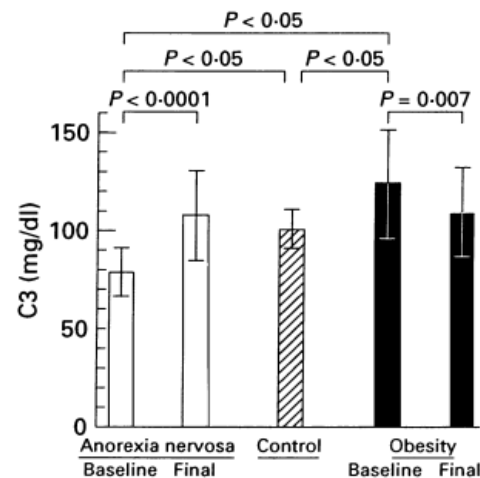


My Research Journey: Science Inspired by Our Patients



Table 1. Body Weight and Serum Cytokine Concentrations of Anorectic Patients and Controls

Parameter	Control subjects	Patients time point	Mean \pm SEM	<i>p</i> = Value ^a (versus control)
Percentage of ideal body weight	111 \pm 3	Baseline	68 \pm 3	<0.0001
		day 10	72 \pm 2	<0.0001
		goal	88 \pm 1	<0.0001
Interleukin-6 (pg/ml)	74 \pm 1	Baseline	127 \pm 12	0.004
		day 10	90 \pm 11	0.298 (NS)
		goal	71 \pm 7	0.818 (NS)



Medical Complications of Psychiatric Illness



Claire Pomeroy, M.D.
James E. Mitchell, M.D.
James Roerig, Pharm.D., B.C.P.P.
Scott Crow, M.D.


My Research Journey: Science Creates Hope and Saves Lives



Celebrating Clinical Research at Lasker: Clinical Researchers



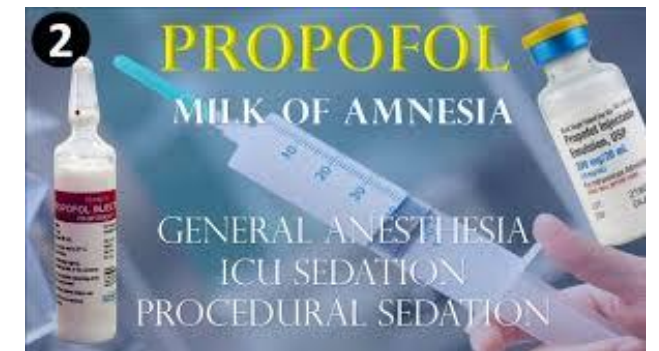
Bernard Fisher
1985 Lasker Award



Al Sommer
1997 Lasker Award



John B. Glen
2018 Lasker Award

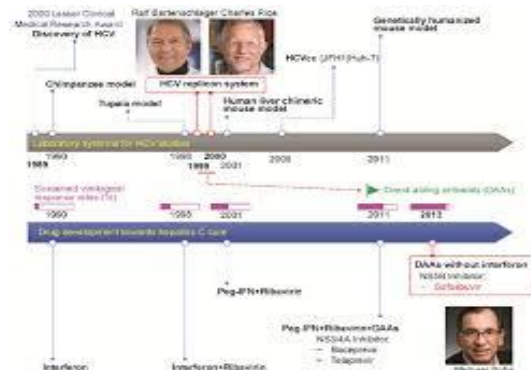


Celebrating Clinical Research at Lasker: Research Teams

Hepatitis Drugs – 2016 Lasker



Charles Rice, Ralf Bartenschlager, and Michael Sofia



Cystic Fibrosis Drugs – 2023 Lasker



Jesús González, Michael J. Welsh, and Paul A. Negulescu

NEW Approved

TRIKAFTA

THE FASTEST-GROWING CYSTIC FIBROSIS TREATMENT IN TERMS OF SALES REVENUE!!!

Vertex Pharmaceuticals

Celebrating Clinical Research at Lasker: Research Teams


GLP-1 Drugs – 2024 Lasker



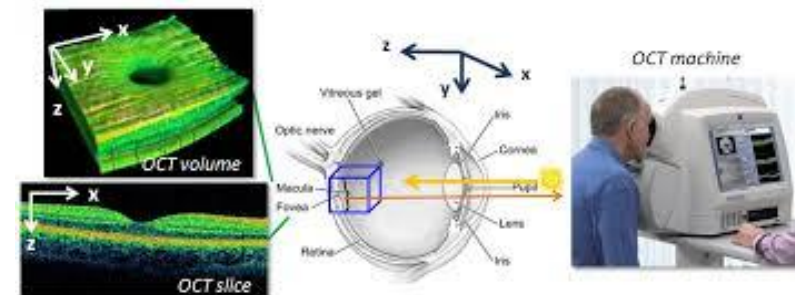
Lotte Bjerre Knudsen, Joel Habener, and
Svetlana Mojsov




Optical Coherence Tomography (OCT) – 2025 Lasker



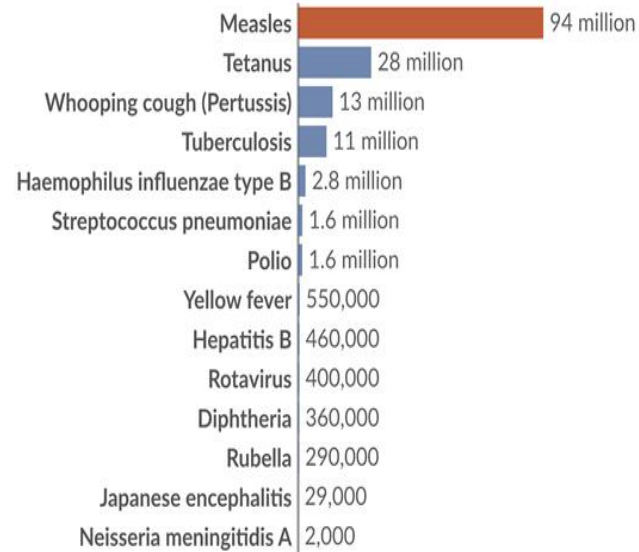
James G. Fujimoto, David Huang,
and Eric A. Swanson




Clinical Research Honored with Lasker Public Service Award



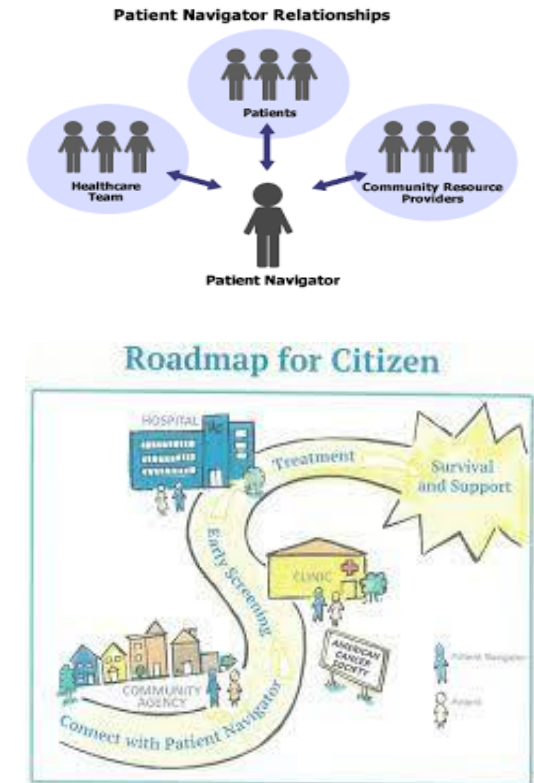
Maurice Hilleman
1983 Lasker



Number of lives saved by childhood vaccinations since 1974 --estimated to be 94 million globally for measles alone



Harold Freeman
2000 Lasker



Addressing social determinants of diseases, especially patient navigation programs.

US Clinical Research in Peril

- Federal budget cuts
- Political review of grants
- Anti-DEI policies
- Restricted research topics (e.g. mRNA)
- Appropriations vs. OMB release of funds
- Threats to indirect cost recovery, endowment taxes, etc.

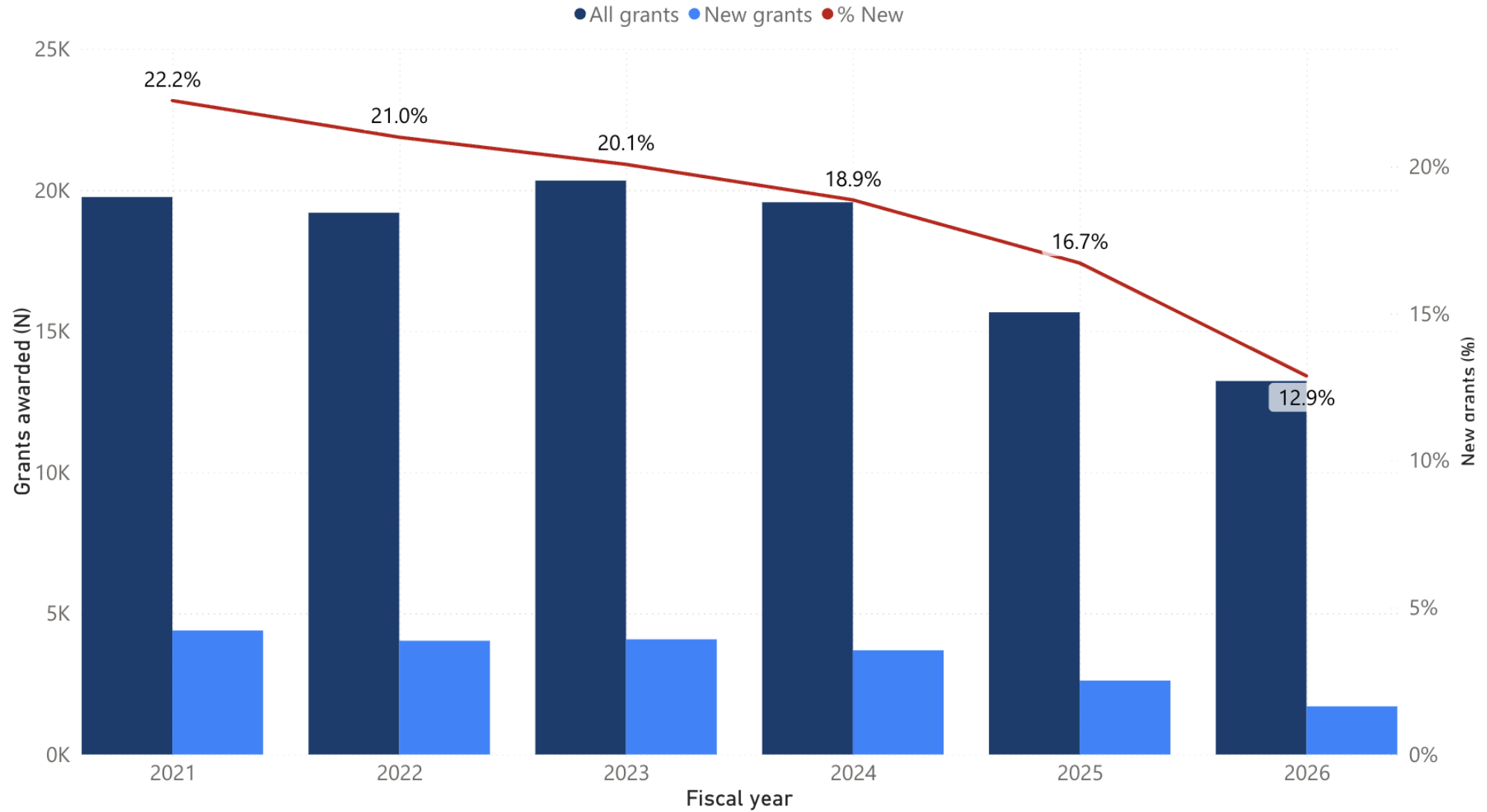
US Clinical Research in Peril

Budget Chart FY2026 Appropriations

AGENCY	FY25	FY26	CHANGE FY26 - FY25
NIH*	\$46,801,000,000	\$47,216,000,000	\$415,000,000 (+0.89%)
ARPA-H	\$1,500,000,000	\$1,500,000,000	\$0 (0.00%)
CDC	\$9,222,090,000	\$9,202,991,000	-\$19,099,000 (-0.21%)
AHRQ	\$369,000,000	\$345,380,000	-\$23,620,000 (-6.40%)
BARDA	\$1,015,000,000	\$1,050,000,000	\$35,000,000 (+3.45%)
NSF	\$9,060,000,000	\$8,750,000,000	-\$310,000,000.00 (-3.42%)
FDA (total)	\$7,028,283,000	\$6,957,972,000	-\$70,311,000 (-1.00%)

*NIH Funding Excludes ARPA-H

US Clinical Research in Peril



US Clinical Research in Peril

Budget Chart
FY2027 President's Budget Request



AGENCY	FY26	FY27 PBR	CHANGE FY27 PBR - FY26
NIH*	\$47,216,000,000	\$41,428,867,000	-\$5,787,133,000 (-12.26%)
ARPA-H	\$1,500,000,000	\$945,000,000	-\$555,000,000 (-37.00%)
CDC	\$9,202,991,000	\$5,280,000,000	-\$3,867,633,000 (-42.28%)
AHRQ	\$345,380,000	\$0	-\$345,380,000 (-100%)
BARDA	\$1,050,000,000	\$654,411,000	-\$395,589,000 (-37.68%)
NSF	\$8,750,000,000	\$3,963,150,000	-\$4,786,850,000 (-54.71%)
FDA (total)	\$6,957,972,000	\$7,227,466,000	+\$269,494,000 (+3.87%)
CDMRP	\$1,270,000,000	N/A	N/A

*NIH Funding Excludes ARPA-H

- 12% cut to NIH (exclusive of ARPA-H which would be cut 37%)
- 42% cut to CDC
- Eliminate AHRQ
- Cuts NSF funding by more than half
- Includes proposal for 100% forward funding in FY27
- Note: AAU report—China has officially surpassed the US in R&D funding

US Clinical Research in Peril

“Science Before and After
the Rupture”

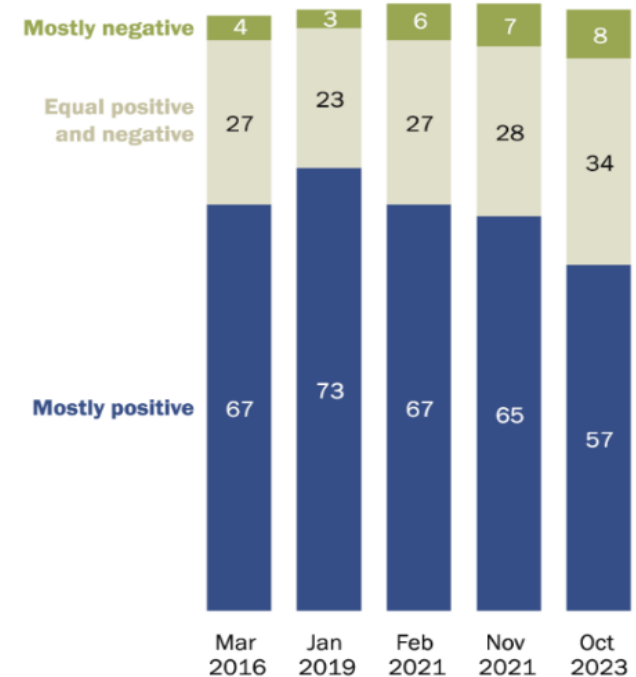


“Build Back Better”



Fewer Americans now say science has had a mostly positive effect on society

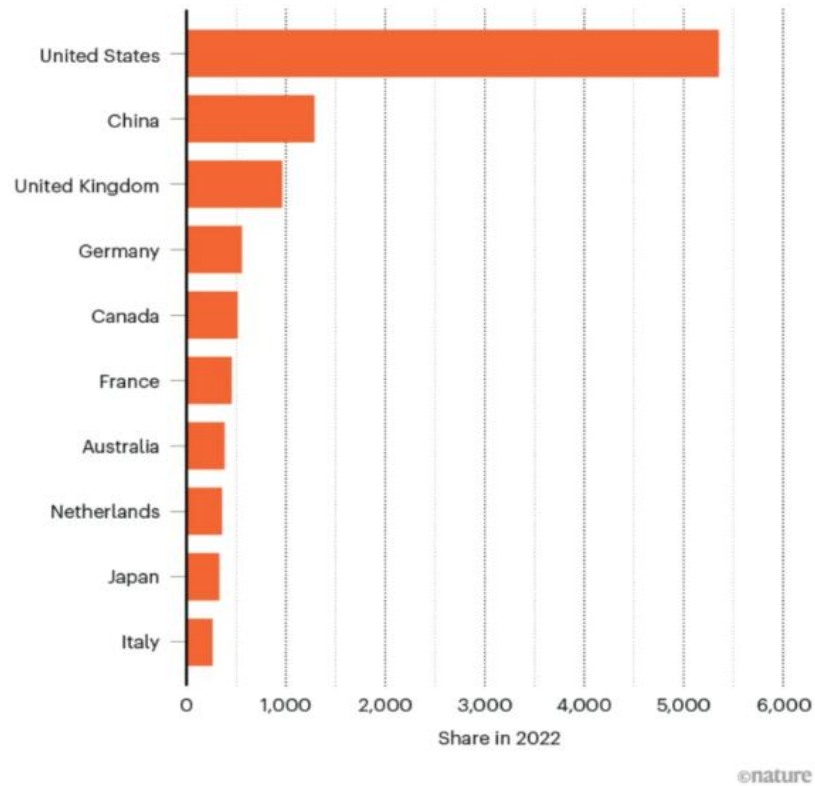
% of U.S. adults who say science has had a(n) ___ effect on society



The Challenge: Research vs. Healthcare Rankings

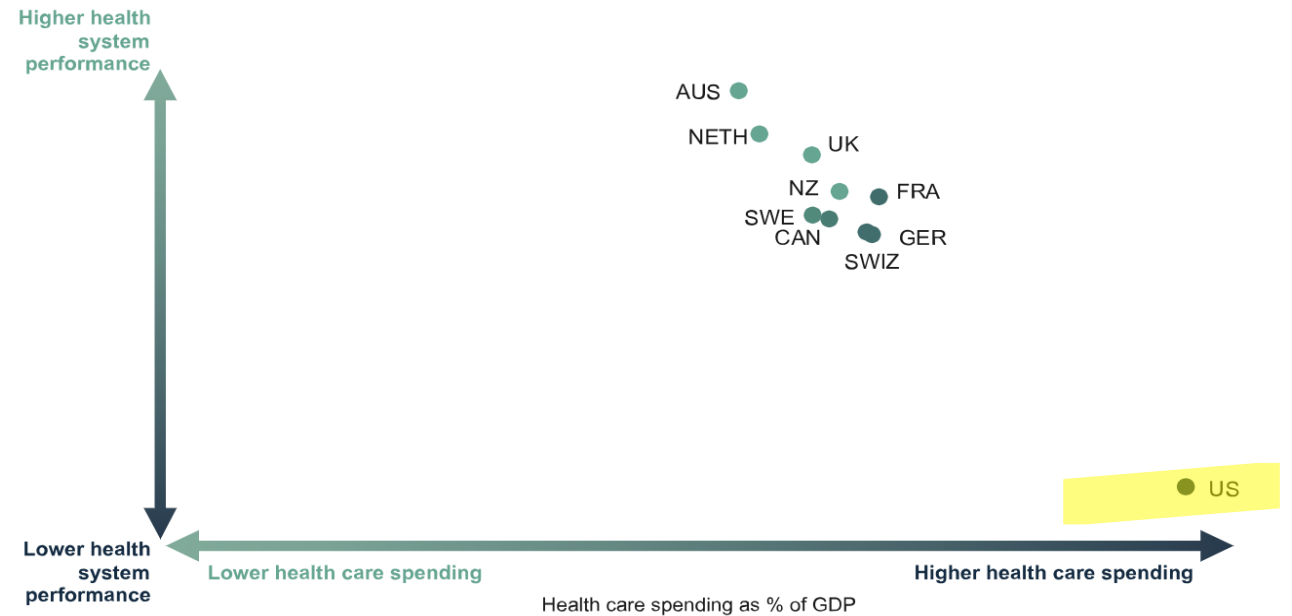
LEAGUES APART

The United States is unrivalled in its output of health-sciences articles, with around four times as many Share points as its closest competitor — China — in 2022.



Research: US at the Top

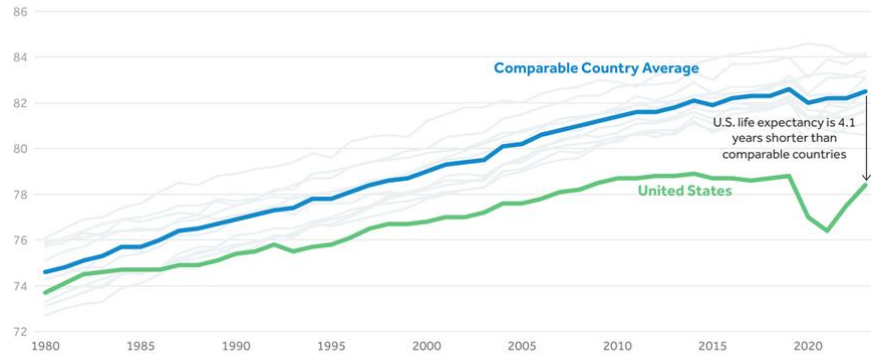
Health Care System Performance Compared to Spending



Healthcare: US at the Bottom

The Challenge: Poor Health Outcomes and Costs

Life expectancy at birth, in years, 1980-2023

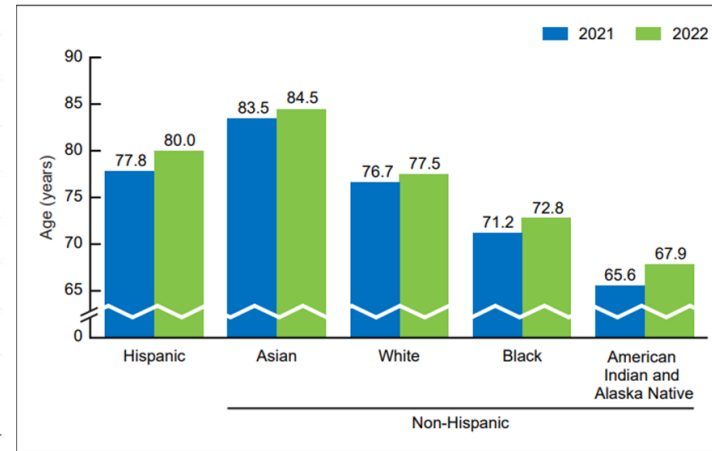


Notes: Comparable countries include Australia, Austria, Belgium, Canada, France, Germany, Japan, the Netherlands, Sweden, Switzerland, and the U.K. 2023 U.K. life expectancy data is only for England and Wales. See Methods section of "How does U.S. life expectancy compare to other countries?"

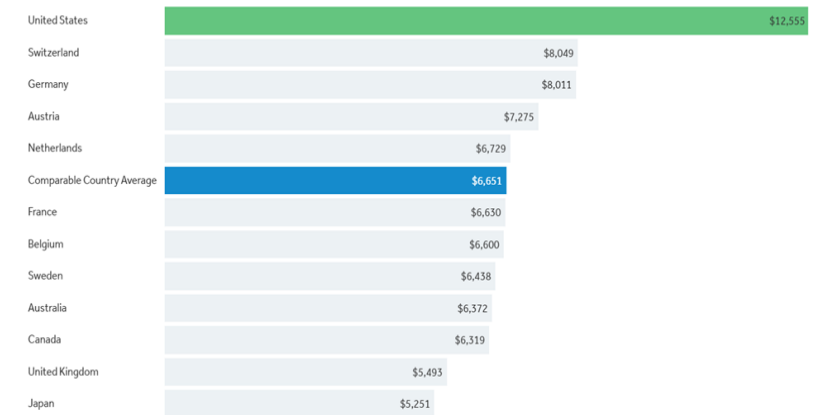
Source: KFF analysis of CDC, OECD, Australian Bureau of Statistics, German Federal Statistical Office, Japanese Ministry of Health, Labour, and Welfare, Statistics Canada, and U.K. Office for National Statistics data

Peterson-KFF
Health System Tracker

Figure 2. Life expectancy at birth, by Hispanic origin and race: United States, 2021-2022



Health expenditures per capita, U.S. dollars, 2022 (current prices and PPP adjusted)



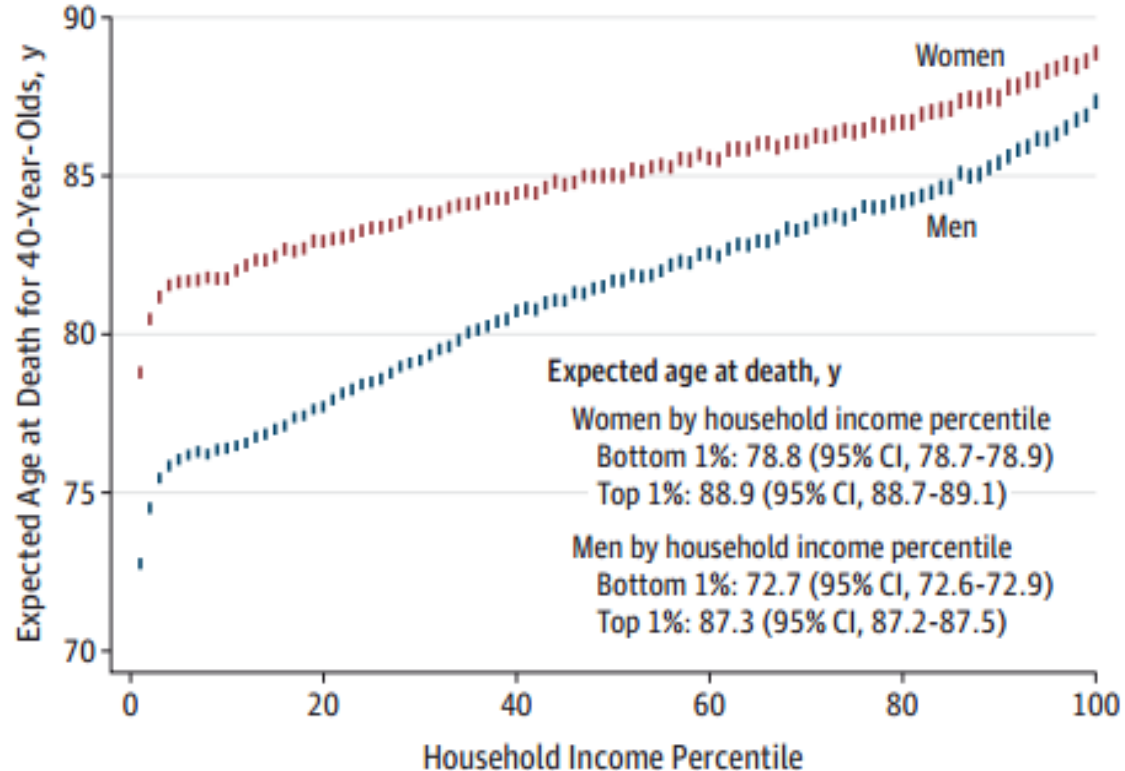
Outcomes Lag

Health Disparities

High Costs

The Challenge: Social Determinants of Health

Income correlates with life expectancy:



“Your zip code is a more powerful driver of health status than your genetic code.”

The Promise of Clinical Research



Personalized and Predictive Medicine



New Therapies e.g.,
Pancreatic cancer drugs



New Diagnostics



Base editing e.g., Baby KJ

The Promise of Clinical Research

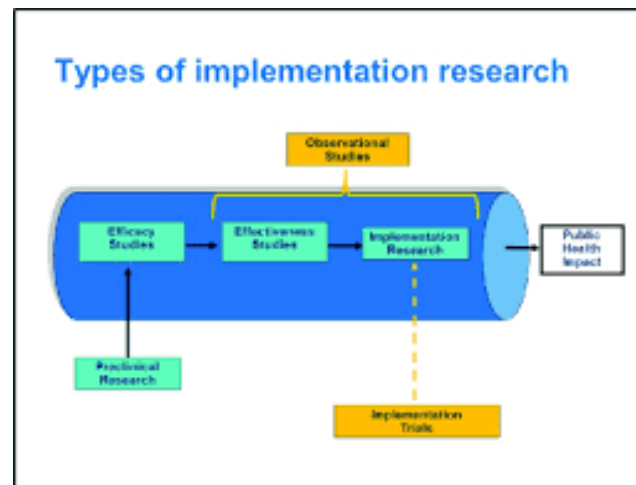
Artificial Intelligence



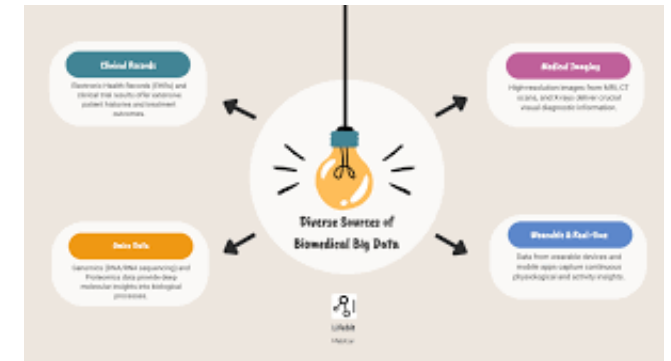
Demis Hassabis
2023 Lasker — AlphaFold
to predict 3-D structure of
proteins



Wearables



Implementation Research



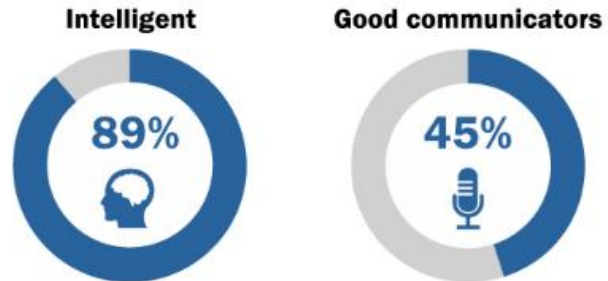
Big Data

Realizing the Promise: Science Communication

Drew Weissman– 2021 Lasker

Most Americans see research scientists as intelligent, while fewer say they're good communicators

% of U.S. adults who say each of the following statements describes most research scientists well



Realizing the Promise: Making the Economic Case

Example: NIH

- NIH grants generated \$95 billion in US economic activity in FY24
- NIH grants supported 407K US jobs in FY24
- ROI = \$2.56 for every \$1 in awards



“Need to ensure that America’s biomedical innovation ecosystem, which has a strong and well-funded NIH at its center, remains the envy of the world.”

Realizing the Promise: Making it Personal


Cochlear Implant



Graeme M. Clark, Ingeborg Hochmair,
and Blake S. Wilson – 2013 Lasker



Checkpoint Inhibitors



Jim Allison – 2015 Lasker



Long-acting Antiretrovirals



Slim and Quarraisha Abdool
Karim – Global HIV responses--
2024 Lasker




Realizing the Promise: Making it Personal



Paul Lauterbur
1985 Lasker— MRI scan



Hellmuth Hertz
1977 Lasker--Ultrasound



William Oldendorf



Godfrey Hounsfield
1975 Lasker— CT scan

Realizing the Promise – Be the Solution

- Be a voice for science
- Be a role model
- Be familiar with advocacy tools and initiatives
- Share your story
- Express your thanks

